

A photograph showing several Ammann ACM Prime Asphalt-Mixing Plant Mobile units parked in a paved yard. The units are large, grey, and mounted on truck chassis. One unit in the foreground is white with green accents. In the background, there is a large concrete building with the Ammann logo and a landscape with hills under a cloudy sky.

ACM 100-210 PRIME

ASPHALT-MIXING PLANT MOBILE

MOBILE AND PRODUCTIVE

Ammann ACM Prime Asphalt-Mixing Plants provide the quality control benefits of a higher capacity plant, yet come in a fully mobile package. The compact design ensures the entire plant fits on one or two trailers, making relocation easy and efficient. Plug-in components reduce costs and enable a quick setup. The plants' design and continuous flow also ensure productivity upon arrival. The result is a fully mobile plant with production capacity of 100 tonnes per hour to 210 tonnes per hour.

MOBILITY

- Fully chassis mounted
- Compact design
- Plug-in components
- Adheres to international transport codes

PRODUCTION

- Output capacity of 100 to 210 tonnes per hour
- Continuous flow
- Quality control benefits of a plant with much higher capacity
- Intuitive as1 Control System
- Proven, reliable and robust field bus system

FUEL EFFICIENCY

- Optimal heat exchange between hot gases generated by the burner flame and aggregates
- Well-insulated, enclosed gaskets between dryer and chamber
- Control of air pressure inside drum and MIBG burner
- Precise dryer and burner settings

MIX




- Adjustable mixing times based on recipe and capacity
- Able to use as much as 40 % RAP in mix
- Ability to produce warm mix
- Can incorporate filler, fiber and other additives

LONG LIFE, ADVANCED SUPPORT

- Built for long life and reliability
- Parts and components tried and tested around the world
- Low pressure, gentle cleaning process reduces bag wear
- Easy access for service and maintenance
- 24/7 hotline and support organisations ready for service globally
- Technical services and training available

AMMANN

TECHNICAL SPECIFICATIONS
ACM 100–210 PRIME
ASPHALT-MIXING PLANT MOBILE

						
PLANT TYPE *	100		140		210	
CONTINUAL PLANT CAPACITY AT 3% MOISTURE	100t/h		140t/h		210t/h	
NUMBER OF COLD FEEDERS	Standard: 3 + Option 4 or 5				Standard: 4 + Option 5 or 6	
CONTENT COLD FEEDERS	7 m ³ each Option: 10 m ³ each with extension plates				10 m ³ each with extension plates	
TYPE DRYING DRUM	T 1650		T 1860		T 2080	
BURNER POWER OUTPUT	7 MW		10 MW		14 MW	
FUELS	Standard: Light oil, heavy oil Option: Natural gas, LPG					
FILTER CAPACITY	22 000 Nm ³ /h		30 000 Nm ³ /h		44 000 Nm ³ /h	
AGGREGATE SCALE	Belt scale with 2 load cells by cold feeder					
BITUMEN DOSING SYSTEM	Volumetric Option: massflow system					
TYPE MIXER	Amix twin-shaft paddle mixer with mix dwell time for filling level					
MIXER SIZE / CONTENT	0.9 t		1.5 t		2.1 t	
NUMBER OF AGITATOR PLANES	24		20		28	
CONTROL SYSTEM	as1					
COLD RECYCLING ADDITION AT 3% MOISTURE	Up to 15% directly into the mixer		Up to 20% directly into the mixer			Up to 40% directly into the mixer
MOBILITY	1 chassis		1 chassis or 2 chassis			2 chassis
TRANSPORT DIMENSIONS WITHOUT TRUCK	1 chassis		1 chassis	2 chassis Cold feeder module	2 chassis Dryer module	2 chassis Cold feeder module
Overall length	21 m		22.7 m	13.5 m	13.6 m	14.6 m
Length (from kingpin)	17.9 m		19.6 m	12.5 m	12.7 m	12.9 m
Width Height	3.2 m 4.4 m		3.2 m 4.4 m	3.2 m 4.4 m	3.2 m 4.4 m	3.2 m 4.4 m
Number of axles	2		3	1	2	2
Maximum load per axle	8.5 t		8.5 t	7.1 t	9.5 t	7 t
Maximum on kingpin	17 t		17 t	7.1 t	12 t	10.1 t
Overall weight approx.	34 t		42.5 t	14.2 t	31 t	24 t

OPTIONS	<p>Extensions plates for cold feeders (available for ACM 100 Prime & ACM 140 Prime)</p> <p>Additional one or two cold feeders</p> <p>Protection grid for oversized material for cold feeders</p> <p>Additional wall vibrator for cold feeders</p> <p>Tri-fuel burner for additional combustibles (natural gas, etc.)</p> <p>Mobile or stationary bitumen and fuel tanks</p> <p>Heater for heavy oil</p> <p>Recycling addition: directly into the mixer</p> <p>Imported filler addition</p> <p>Reclaimed filler dosing system</p> <p>Bitumen counter for gravimetric dosing</p> <p>Oil meter</p> <p>Bitumen foam generator</p> <p>Fiber addition</p> <p>Hot mix storage silo lateral</p> <p>More options upon request</p>
---------	---

* Hot mix production capacity based on following conditions: 10% bitumen and filler addition, input moisture of aggregates 3%, hot mix temperature of 150 °C and 0/2 fraction share max. 40%.